

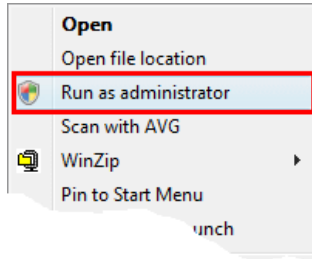
## Bricscad and Microsoft® Vista®

Though the user is logged in as administrator the following problems occur:

- The license manager doesn't accept a valid license key, with message "Failed to add license key (error 25)" (or error 27).
- When you launch Bricscad an error message displays "Failed to update system registry. Please try using REGEDIT".

On Vista, access rights are more restricted. Even if you are logged in as administrator, it appears that the application has not enough rights to write in the registry under HKEY\_CLASSES\_ROOT.

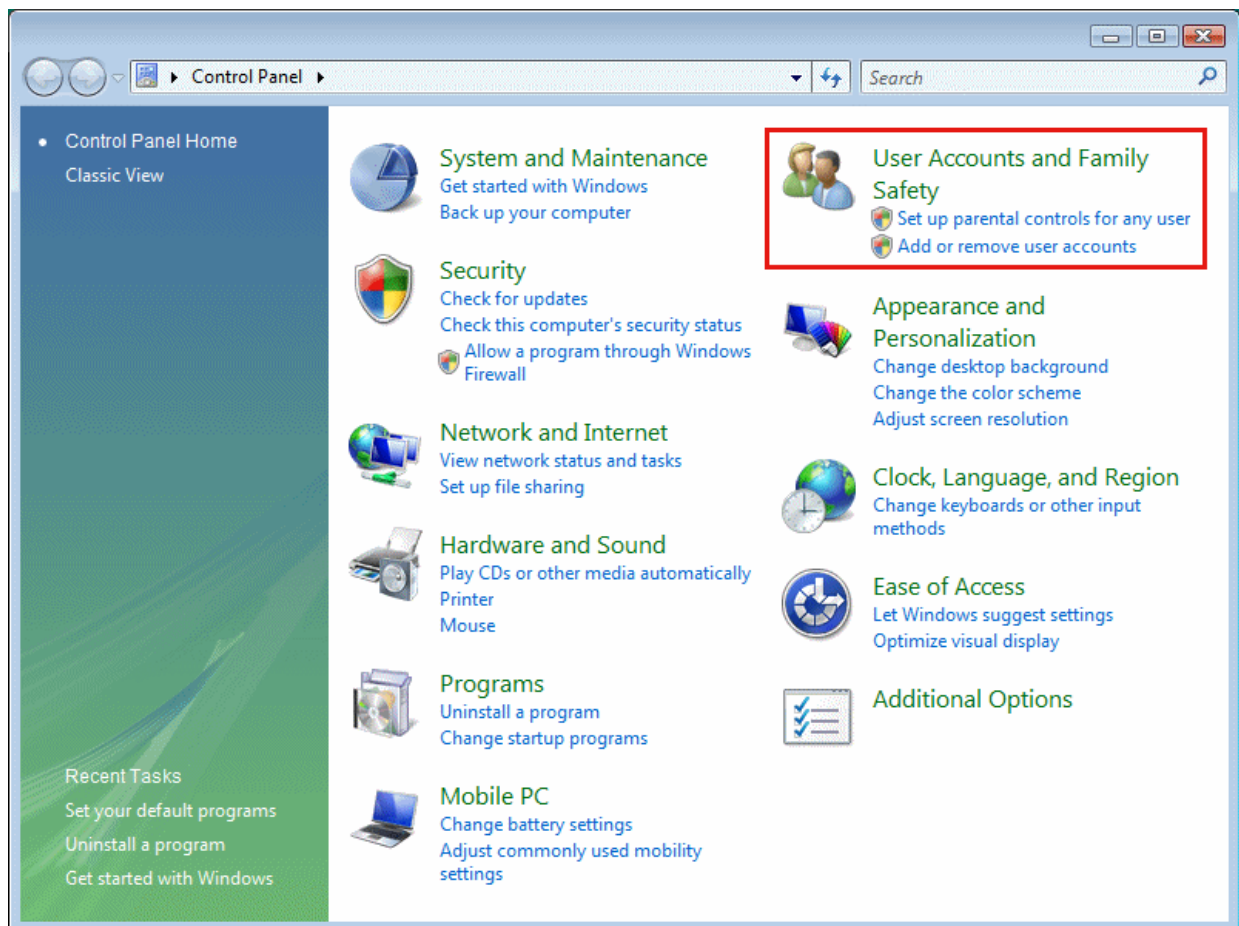
To solution for these problems is to log in as a user with administrator rights and launch the application by right-clicking the shortcut and choosing "Run as administrator" in the context menu.



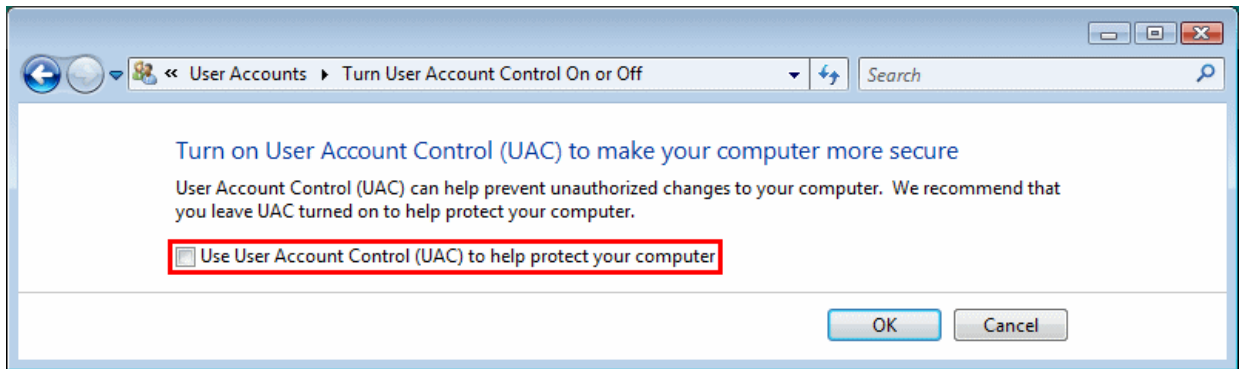
To avoid having to choose "run as administrator", you can turn off "User account control".

### To turn of the User account control in Microsoft® Vista®

1. Choose *Control panel* in the *Start* menu.
2. On the *Control Panel* dialog, click User *Accounts and Family Safety*.



3. Choose *User Accounts*.
4. Choose *Turn User Account Control on or off*.  
Click the *Continue* button on the *Use Account Control* alert box.
5. Turn the *Use User Account Control (UAC) ...* option off.



6. Click the *OK* button.
7. Restart your computer to apply the changes.